



March 31, 2024

ICA100A • ICA100F • ICA100U • ICA100I

Investment Objective

ICM Property Partners Trust seeks to preserve capital, provide monthly distributions and generate long-term growth through direct commercial and residential property investments diversified throughout North America.

Who Invests?

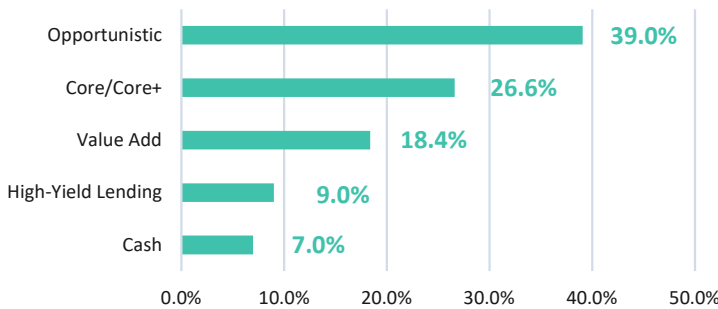
- An investor seeking stable monthly income
- An investor pursuing alpha from active value creation strategies
- An investor seeking a diversified portfolio of real estate assets and real estate lending investments with a low correlation to public markets
- An investor searching for direct investment exposure to high-quality real estate assets in major markets
- An investor who feels it is important to work with a strategically aligned and experienced manager

General Information

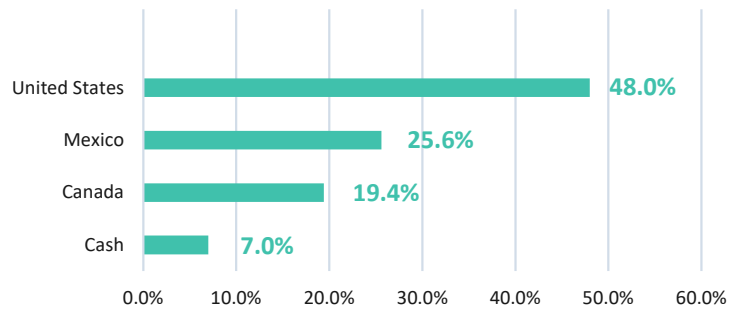
Fund Assets	\$824.1 million (gross)
Firm Assets	\$2.0 billion
Investment Style	Income and Growth
Sold By	Offering Memorandum
Registered Plan Status	Eligible
Purchases	Monthly
Distribution Frequency	Monthly
Valuations & Liquidity¹	Monthly
DRIP Unit Purchases	97% of NAV

Portfolio / Allocation Metrics²

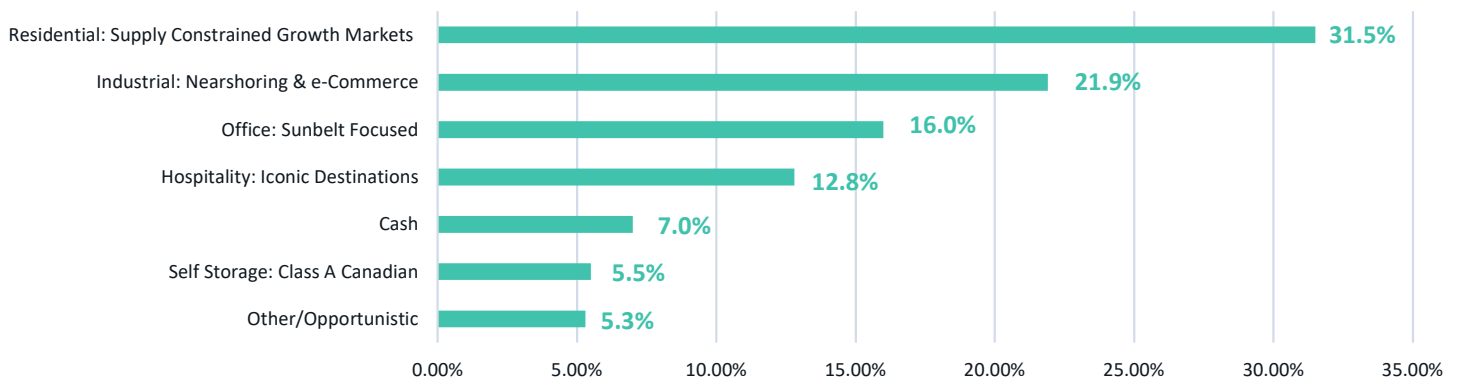
Assets by Category



Assets by Country



Assets by Theme



Average Trailing Returns³

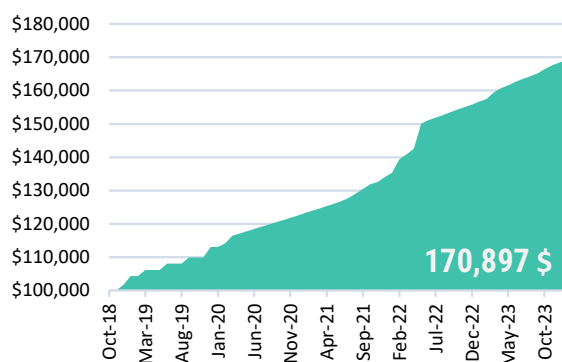
FundServ Code	Series	Inception Date	1 Mo	3 Mo	6 Mo	1 Yr	3 Yr	SI (Ann.)
ICA100A	ADV	April 2019	0.41%	1.25%	2.96%	6.02%	12.65%	10.57%
ICA100F	F	October 2018	0.49%	1.47%	3.41%	6.96%	13.46%	11.59%
ICA100U	F-US\$	June 2019	0.52%	1.55%	3.13%	6.76%	11.38%	10.42%
ICA100I	I	April 2019	0.50%	1.50%	3.47%	7.07%	13.99%	11.94%

Calendar Year Returns³

FundServ Code	Series	2018	2019	2020	2021	2022	2023	YTD
ICA100A	ADV	N/A	5.55%	7.07%	8.57%	23.43%	6.87%	1.25%
ICA100F	F	1.70%	10.91%	8.11%	9.11%	24.39%	7.83%	1.47%
ICA100U	F-US\$	N/A	6.33%	8.11%	6.85%	23.57%	4.76%	1.55%
ICA100I	I	N/A	6.51%	8.53%	10.12%	24.76%	8.03%	1.50%

Growth of \$100k Since Inception

Inception Date: October 2018 (Series F)⁴



Purchase Options

	ADV	F	F-US\$	I
FundServ Code	ICA100A	ICA100F	ICA100U	ICA100I
Type	Trailer	Fee based	Fee based	Institutional
Minimum Investment	\$ 5,000	\$ 5,000	US\$ 5,000	\$ 1,000,000
Unit Price	\$ 11.65	\$ 11.60	US\$ 10.99	\$ 11.71
Annual Distribution per Unit	\$ 0.58	\$ 0.68	\$ 0.68	\$ 0.70
Management Fee	1.65%	1.65%	1.65%	1.40%
Trailer Fee	1.00%	-	-	-
Total Management and Trailer Fees	2.65%	1.65%	1.65%	1.40%

Early Redemption Fee¹

10.0% if redeemed within 6 months of the initial purchase

This fact sheet should be read in conjunction with the ICM Property Partners Trust (the "Trust") offering memorandum (the "Offering Memorandum") dated May 1, 2023. This document is for information purposes only and does not constitute an offer to sell nor a solicitation to buy the securities referred to herein. The document does not, and it is not intended to, provide any financial, legal, accounting, or tax advice, and must not be relied upon by you in that regard. The document should not be used, or relied upon by you, as a substitute for your independent research or consultation with your own financial, legal or tax advisors. There is no guarantee of performance, and past or projected performance is not indicative of future results. Eligible Investors should review the Offering Memorandum in its entirety for a complete description of the Trust, its risks, and consult their registered advisors before making an investment. Returns included in this Fact Sheet are based upon ICM Investment Management Inc.'s Fund Returns Calculation Methodology. The Trust invests in a diverse range of assets, including those that generate income from foreign sources and involve complex tax structures which may result in delays in distributing tax information. As a result, past performance presented in Trust materials may be subject to adjustment as additional tax information becomes available.

This fact sheet contains "forward-looking information" within the meaning of applicable securities laws in Canada relating to the acquisition pipeline of the Trust. Statements containing forward-looking information are not historical facts but instead represent ICM's expectations, estimates and projections regarding future events or circumstances as of the date hereof. Readers are cautioned not to place undue reliance on the forward-looking information as there can be no assurances that the condition, events, plans and assumptions on which there were based will occur. The forward-looking information in the fund fact sheet reflects ICM's assumptions, estimates, and opinions based on our experience and perception of historical, current, and future trends within the real estate market that we currently believe are reasonable in the circumstances including certain assumptions in respect of interest rates, capital availability, macroeconomic trends and market forces. Forward-looking information is necessarily based on a number of opinions, estimates and assumptions that ICM considers appropriate and reasonable which are subject to known and unknown risks, uncertainties, assumptions and other factors that may cause the actual results, level of activity, performance or achievements to be materially different from those expressed or implied by such forward-looking information. Please refer to the Offering Memorandum for a full description of risk factors.

1. Redemptions subject to certain restrictions. Please see the Offering Memorandum for full details.
2. As of December 31, 2023. Portfolio metrics prepared by ICM Investment Management Inc., the investment fund manager of the Trust, and are unaudited.
3. For the period ending March 31, 2024. Past performance is not indicative of future returns.
4. Assumes that all distributions are reinvested at 97% of Series NAV (Advantaged DRIP™).

Contact

ICM Asset Management
www.icmassetmanagement.com
 E: investments@icmgroupp.ca

Lead Portfolio Manager

John Courtliff
 CEO & Portfolio Manager
 ICM Investment Management